

DCS Leather Custom Footwear

Fields with an * for boots only

Fields with ** for DCS Leather Staff

Name _____

Address _____

City _____ State _____ Zip _____

Telephone _____ Email _____

General Description _____

**Leather for Top _____ **Color of Top _____

**Leather for Bottom _____ **Color of Bottom _____

*Boot Height _____ Style Name (See below) _____

Extra Comments _____

Have we made footwear for you before? Yes No If so, when? _____ What did we make _____

Rag on Top



3 button

Ankle



5 button

Mid-calf



6-8 button

Tall-just below the knee



*Button Type



Buttons provided by client

*1/4" *5/8" Lace width

Moccasin styles

Ghillies

Inca

Side Seam

Moc-Shoe

Woodland

Turn Shoe

Other

no lace

lace

Please see video on website

Please state in form above

Added hard sole

Yes

No



• We reserve the right to refuse any orders.

• A 25% deposit is required with each order.

• Balance due upon completion.

• Texas residents add 8.75% tax.

• Visa, Mastercard, and Discover accepted.



Name _____

CC# _____

Exp Date _____

CSC _____ (3 digit Card Security Code on Back)

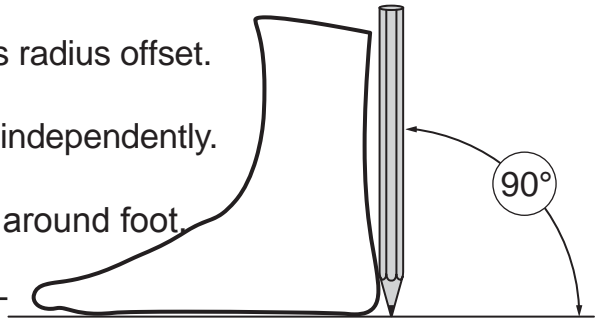


To use paypal pay to:
dcsleather@gmail.com

HOW TO MEASURE

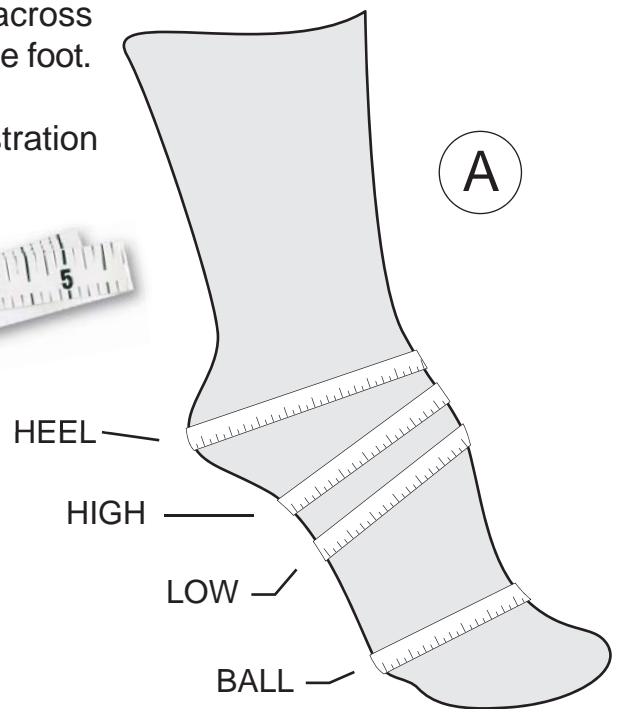
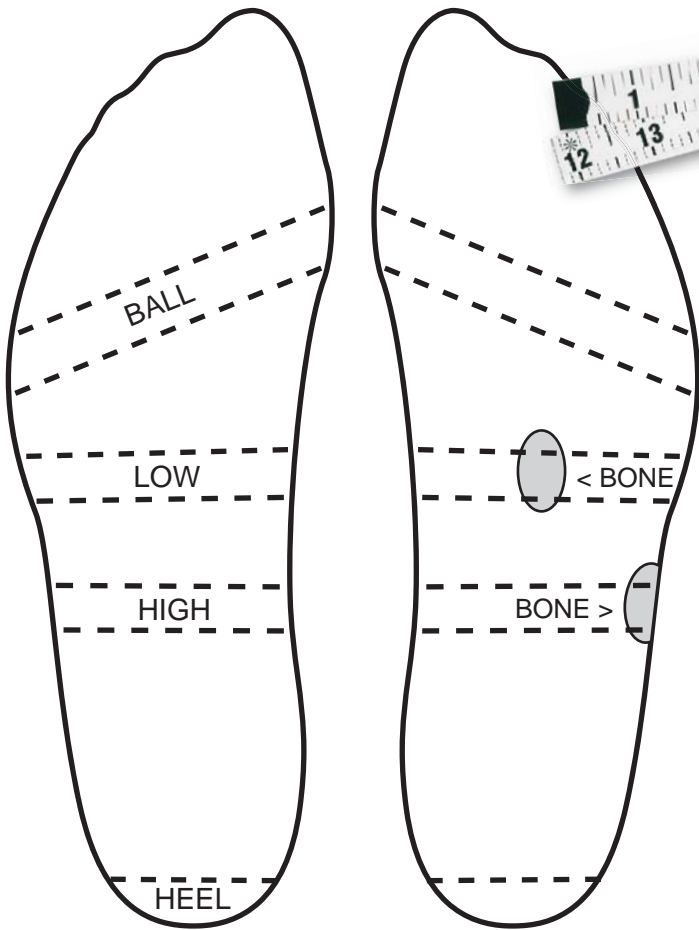
FOOT TRACING

- Put on socks that you regularly wear with footwear. (If you don't wear socks use a knee high hose instead or with nothing on foot)
 - Use only a #2 pencil so we know the diameter, and its radius offset.
 - When drawing outlines, put your weight on each foot independently.
 - Hold pencil straight up, perpendicular to the floor all around foot.
- Right Foot length _____ Left foot length _____



MEASURING WITH TAILOR'S TAPE

- Sit in a comfortable upright position with one knee across the other, and let foot hang freely with no weight on the foot.
- Place tape completely around foot as shown in illustration 'A' and do not draw tape tight, just barely snug.



MEASUREMENTS TAKEN

BALL (R) _____ (L) _____ HEEL(R) _____ (L) _____

LOW (R) _____ (L) _____ HIGH(R) _____ (L) _____

*CALF TOP (around leg at desired height of Boot Top)
(R) _____ (L) _____

*CALF CENTER (middle if Boot Top extends above)
(R) _____ (L) _____

FIT Snug Medium Loose

*These Measurements Only for Custom Boots

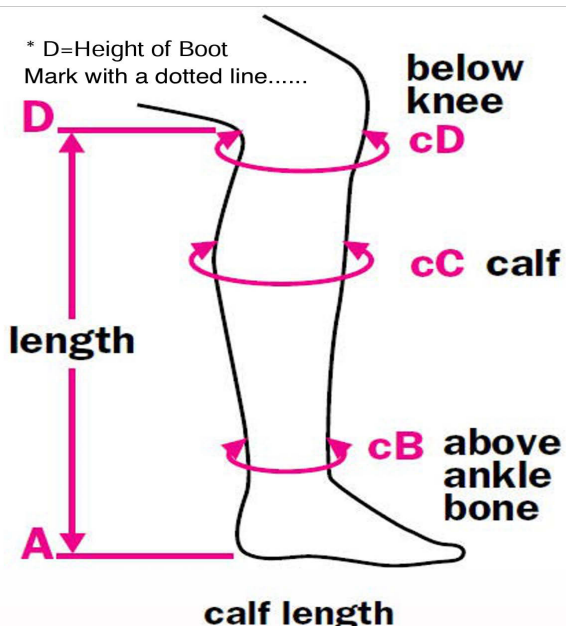
INSOLES OR THICK SOCKS?

Yes No


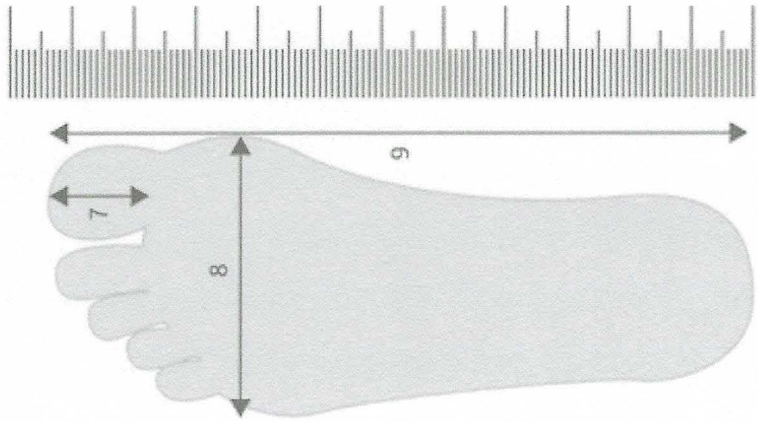
SIZES USUALLY WORN

Boot Size _____ Width _____

Shoe Size _____ Width _____



1. Circumference of calf fee
2. The height of the shoe
3. Circumference of the ankle
4. Oblique girth of the foot
5. Big girth of the foot
6. Small girth of the foot
7. The length of the tomb
8. The width of the foot
9. Foot length



TRACE LEFT FOOT



MAIL PAGES TO

DCS Leather
140 Deer Creek W
Pipe Creek, Texas 78063

TRACE RIGHT FOOT



MAIL PAGES TO

DCS Leather
140 Deer Creek W
Pipe Creek, Texas 78063