

DCS Leather Custom Footwear

Fields with an * for boots only

Fields with ** for DCS Leather Staff

Name _____

Address _____

City _____ State _____ Zip _____

Telephone _____ Email _____

General Description _____


**Leather for Top _____ **Color of Top _____

**Leather for Bottom _____ **Color of Bottom _____








*Boot Height _____ Style Name (See below) _____

Extra Comments _____

Have we made footwear for you before? Yes No If so, when? _____ What did we make _____

<p>Rag on Top</p>  <p><input type="radio"/></p>	<p>3 button Ankle</p>  <p><input type="radio"/></p>	<p>5 button Mid-calf</p>  <p><input type="radio"/></p>	<p>6-8 button Tall-just below the knee</p>  <p><input type="radio"/></p>
---	--	--	--

*Button Type

							Buttons provided by client
<input type="radio"/>	<input type="radio"/>	<input type="radio"/>	<input type="radio"/>	<input type="radio"/>	<input type="radio"/>	<input type="radio"/>	<input type="radio"/>

*1/4" *5/8" Lace width

Moccasin styles

<p>Ghillies no lace</p> <p><input type="radio"/></p>	<p>lace</p> <p><input type="radio"/></p>	<p>Inca</p> <p><input type="radio"/></p>	<p>Side Seam</p> <p><input type="radio"/></p>	<p>Moc-Shoe</p> <p><input type="radio"/></p>	<p>Woodland</p> <p><input type="radio"/></p>	<p>Turn Shoe Please see video on website</p> <p><input type="radio"/></p>	<p>Other Please state in form above</p> <p><input type="radio"/></p>
--	--	--	---	--	--	---	--

Added hard sole
Yes No



- We reserve the right to refuse any orders.
- A 25% deposit is required with each order.
- Balance due upon completion.
- Texas residents add 8.75% tax.
- Visa, Mastercard, and Discover accepted.

Name _____

CC# _____

Exp Date _____

CSC _____ (3 digit Card Security Code on Back)

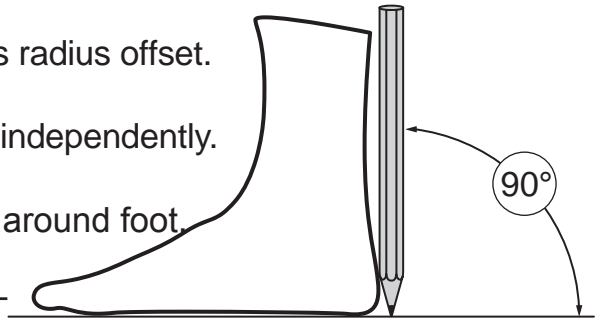


To use paypal pay to:
dcsleather@gmail.com

HOW TO MEASURE

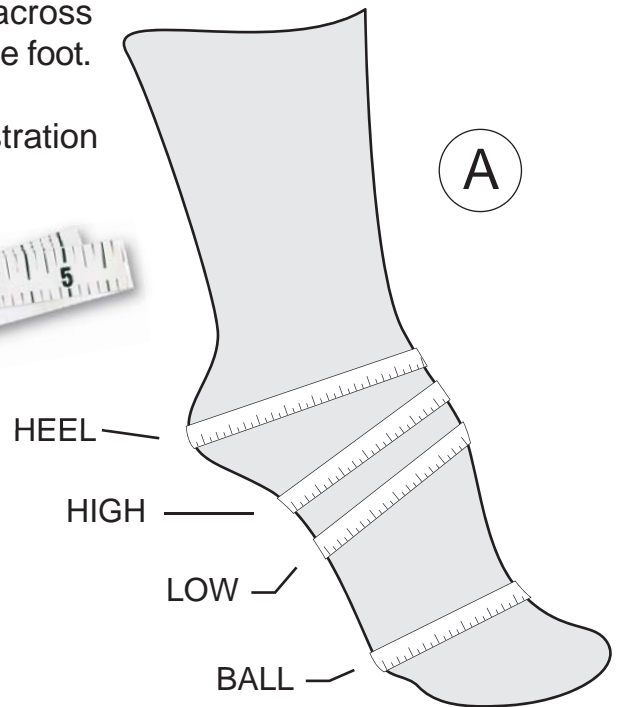
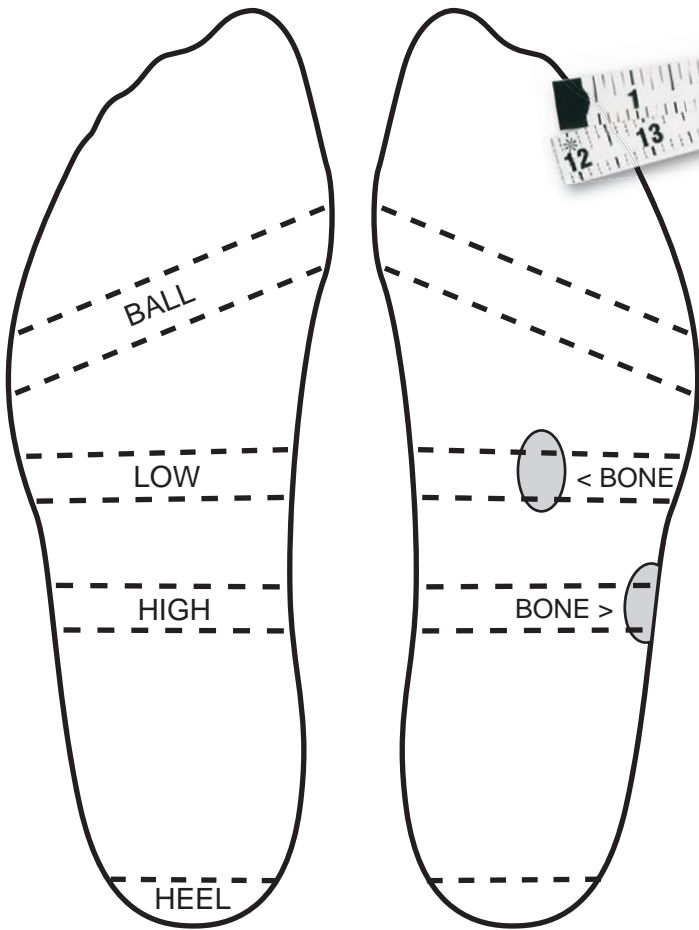
FOOT TRACING

- Put on socks that you regularly wear with footwear. (If you don't wear socks use a knee high hose instead or with nothing on foot)
- Use only a #2 pencil so we know the diameter, and its radius offset.
- When drawing outlines, put your weight on each foot independently.
- Hold pencil straight up, perpendicular to the floor all around foot.
Right Foot length _____ Left foot length _____



MEASURING WITH TAILOR'S TAPE

- Sit in a comfortable upright position with one knee across the other, and let foot hang freely with no weight on the foot.
- Place tape completely around foot as shown in illustration 'A' and do not draw tape tight, just barely snug.



MEASUREMENTS TAKEN

BALL (R) _____ (L) _____ HEEL(R) _____ (L) _____

LOW (R) _____ (L) _____ HIGH(R) _____ (L) _____

*CALF TOP (around leg at desired height of Boot Top)
(R) _____ (L) _____

*CALF CENTER (middle if Boot Top extends above)
(R) _____ (L) _____

FIT Snug Medium Loose

*These Measurements Only for Custom Boots

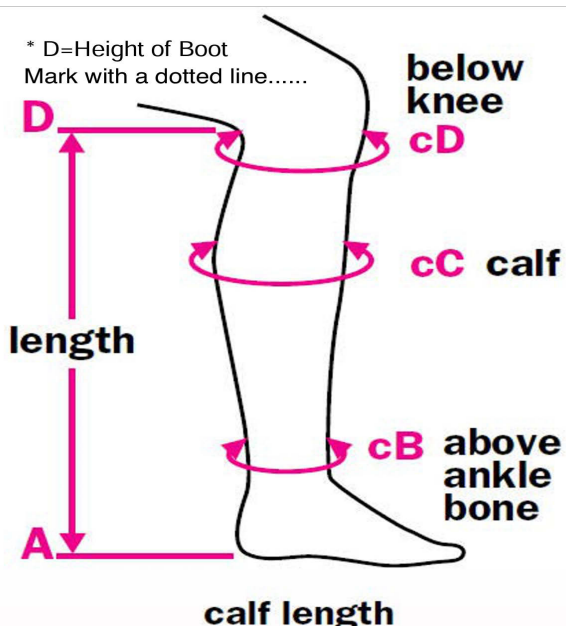
INSOLES OR THICK SOCKS?

Yes No

SIZES USUALLY WORN

Boot Size _____ Width _____

Shoe Size _____ Width _____



TRACE LEFT FOOT



MAIL PAGES TO

DCS Leather
140 Deer Creek W
Pipe Creek, Texas 78063

TRACE RIGHT FOOT



MAIL PAGES TO

DCS Leather
140 Deer Creek W
Pipe Creek, Texas 78063